



Standard product reference diagram

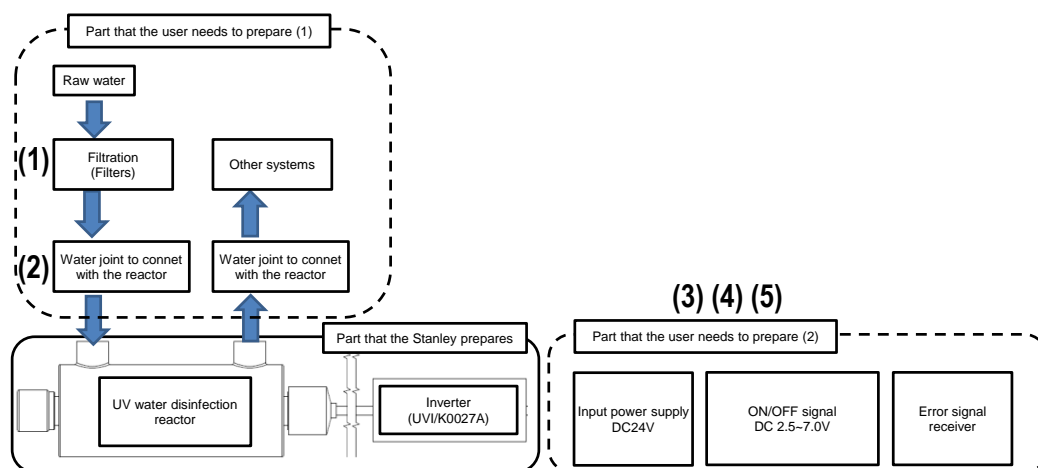
Water Disinfection Unit US/30F150/R3

[Features]

- This device is more compact than other general water disinfectant units, and so can be installed in narrow spaces where installation was hitherto impossible.
- Water amount: Can handle 2 to 6L/min.
- Service life is 20,000h (approx. 2 years), thus reducing maintenance frequency. There is a built-in lamp that uses a unique Stanley Electric metal cap electrode, so oscillation is strong, and the lamp does not suddenly turn OFF. Service life is not affected even if control is turned ON/OFF, so the customer can set the lamp ON conditions that suit them.
- Water bearing pressure= 1.75MPa (Static water pressure/water bearing test JIS3200-1)



[Ultraviolet water disinfectant reactor configuration and scope of division of labor]



- (1) Filter
Before passing water through the UV reactor, install filters, etc., and use raw water within the scope of the specifications.
- (2) Water inlet/outlet joints and piping
Reactor joint screw standards: Joints suited to RC1/4 water in/out pipes, one-touch joints, etc...*Use UV-resistant joints and pipe tubes.
- (3) DC power supply for inverter motor
Recommended output specifications: 24V ± 10%/2A min.; switching power supply, etc.
- (4) Inverter input terminal XAP-04V (JST)
- (5) Reactor securing jig
Secure the main reactor unit (φ30) using the securing jig, etc. φ30 securing holder, machine mounting holder, for φ30, etc.

[Recommended Applications]

Recommended for water purifiers and applications with limited installation space.

*This product uses mercury.

Separate and drain in the home according to local government rules, and businesses, etc., should process according to the law.

For treaties concerning mercury, see the website of the Japan Lighting Manufacturers Association.

<http://jlma.or.jp/kankyo/suigin/index.htm>

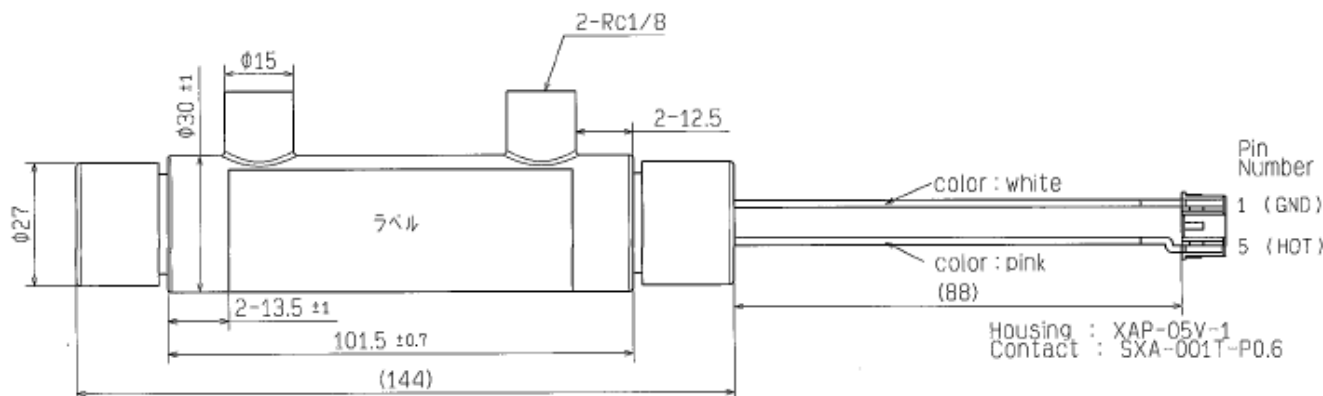


Intelligent LED Solutions, Unit 2, Berkshire Business Centre, Berkshire Drive, Thatcham, Berkshire, RG19 4EW
Telephone: +44 (0) 1635 294606 Email: info@i-led.co.uk Web: www.i-led.co.uk
A division of Intelligent Group Solutions Ltd



Water Disinfection Unit US/30F150/R3

[Dimensions]



[Specifications]

No.	Item	Standard value	Unit	Notes
1	Max. flow amount	2 max.	(L/min)	Note 1
2	Max. use pressure	0.875	(MPa)	Use pressure
3	Pressure resistance value	1.75 min.	(MPa)	Using static water pressure and pressure resistance test JIS S3200-1
4	Use temperature range	4 to 40	(°C)	Environment temperature and raw water temperature
5	Power consumption	(6.7)	(W)	Note 2
6	Product service life	20,000 min.	(h)	Notes 3 and 4
7	Reactor materials	Equivalent to SUS304	-	Outer surface is #400 buff finish
8	Primary raw water	Use water that conforms to tap water quality standards, and satisfy the specified range for chloride ion concentrations	-	Water examined and verified as drinkable by the insurance agency with regional jurisdiction
		Chloride ion concentration	Less than 1	(mg/L) Raw water specifications
9	Joint connectors	R _c 1/8	(inch)	Compatible with R _c 1/8 standard joints
10	Ultraviolet radiation intensity	7.0 min.	(μW/cm ²)	Measuring distance=1m Intensity of the lamp only until the end of service life

Note 1. The amount of flow into the reactor changes depending on the joints and pipe diameters used, as well as the pressure conditions.

If the amount of water exceeds the maximum, disinfection performance will be reduced.

Note 2. This is the input power when operating the water disinfectant reactor.

Note 3. Definition of product service life

When the ultraviolet intensity of the disinfectant lamp is 7μW/cm².

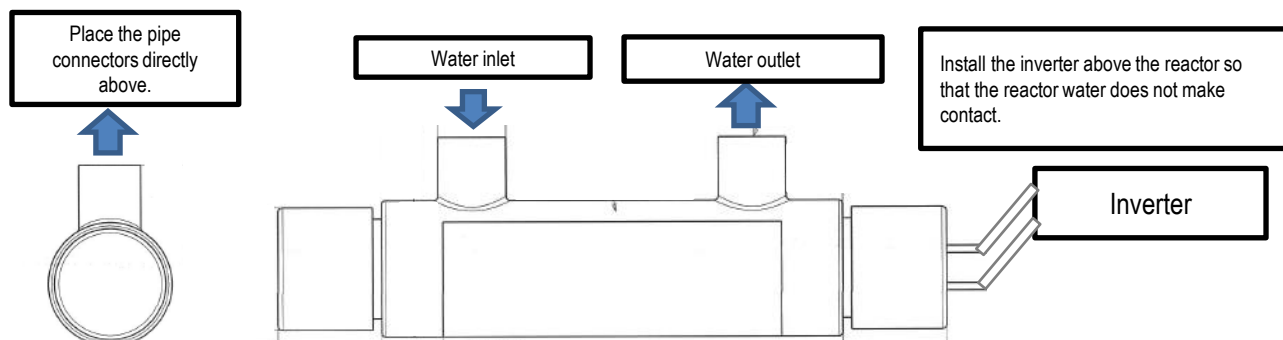
Note 4. Replace each water disinfectant unit individually when replacing a water disinfectant reactor at the end of its service life.

Note 5. The weight of the reactor (excluding the inverter) is approx. 180g when empty, and approx. 222g when filled with water.

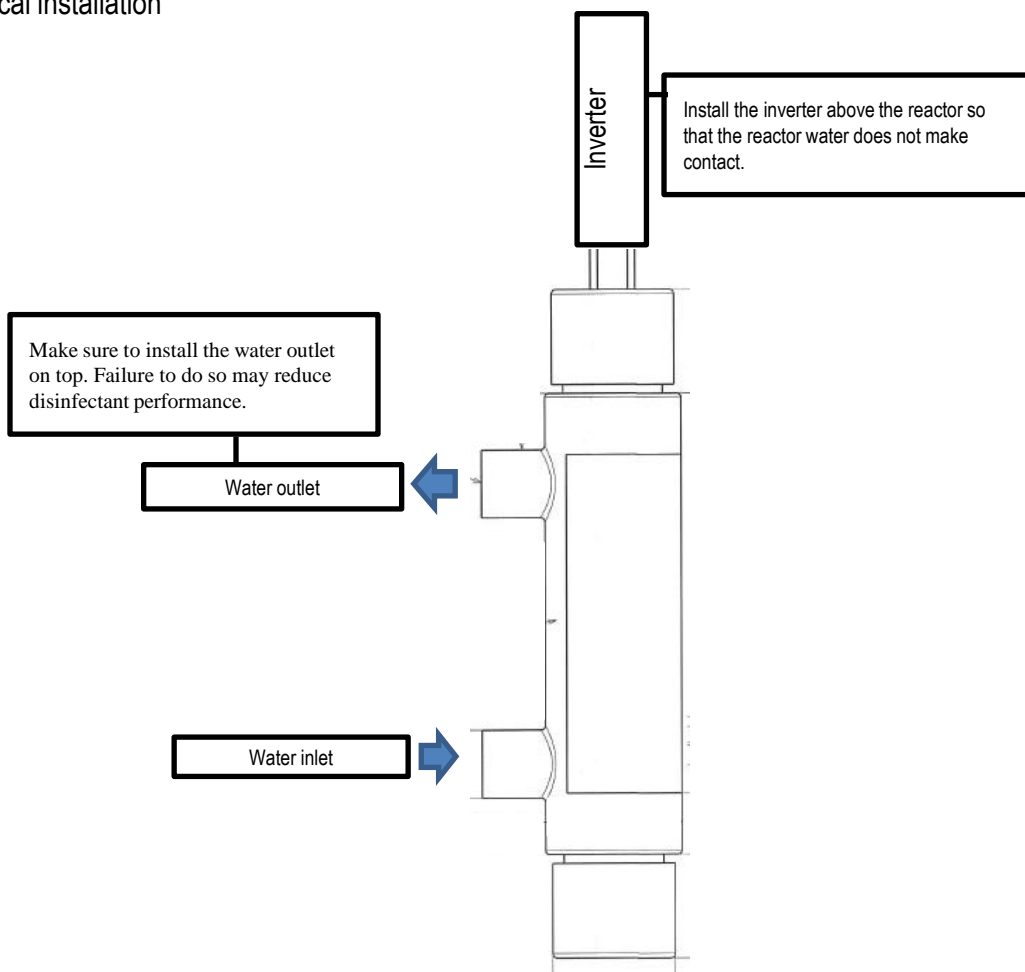


[Installation Method]

(1) Horizontal installation



(2) Vertical installation





Specifications

Water Disinfection Unit US/30F150/R3

[Operations, Storage Environment, and Use Conditions]

Item		Standard		
		MIN	TYP	MAX
Operating temperature range	(°C)	4	-	40
Operating humidity range	(%Rh)	5	-	95
Storage temperature range	(°C)	-20	-	85
Storage humidity range	(%Rh)	5	-	95

*"Storage" means in a state where no water can enter and the packaging is unopened.

*The recommended storage temperature is 0°C to 40°C with 80%h max. relative humidity.

*Make sure the storage period is 6 months max.



Intelligent LED Solutions, Unit 2, Berkshire Business Centre, Berkshire Drive, Thatcham, Berkshire, RG19 4EW
Telephone: +44 (0)1635 294606 Email: info@i-led.co.uk Web: www.i-led.co.uk
A division of Intelligent Group Solutions Ltd



Handling Precautions

Water Disinfection Unit US/30F150/R3

1. An inverter is required to turn ON the product's lamp.
The inverter has a high voltage. As there is a risk of electric shock, do not touch the lamp or inverter when they are ON.
2. See the inverter data for information regarding the inverter.
3. The lamp emits ultraviolet rays (mainly 254nm) when it is ON.
Do not look directly at the beam with the naked eye. Also make sure that reflected light does not enter the eyes.
Doing so may cause eye pain or damage your eyesight.
4. Do not allow the ultraviolet rays to contact your skin either directly or indirectly. Doing so may cause skin inflammation or sunburn.
5. Do not immerse the product in water. Doing so risks short circuit and electric shock.
7. If the connection between the wire harness and the inverter is incomplete, it may cause smoke and fire.
Check that the fitting is complete to the very end.



Compliance with RoHS Directives and the Minamata Convention

Water Disinfection Unit US/30F150/R3

1. This product conforms to RoHS directives.
2. The product is outside the scope of the Minamata Convention.
Both manufacture and sale will be possible from 2020. Use with peace of mind.
Separate and drain in the home according to local government rules, and businesses, etc., should process according to the law.

Requests and precautions described in this data sheet and when using the product

- 1) The technical information described in this data sheet describes typical application examples and characteristics, etc., and does not constitute a warranty for the implementation of business rights, etc., or consent for implementation rights.
- 2) The products, specifications, characteristics, and data, etc., described in this data sheet is subject to change without notice due to product improvements, etc. When using, make sure to check for the latest specifications.
- 3) When using the product described in the data sheet, make sure to strictly observe the maximum ratings described in the latest specifications, the operations power supply voltage range, heat discharge characteristics, and other precautions for use. Further, Stanley Electric Co., Ltd. can bear no responsibility for damages caused by use of the product that deviates from the maximum ratings described in the specifications, operations power supply voltage range, heat discharge characteristics, or other precautions for use.
- 4) The product described in the data sheet was manufactured for the purpose of use in general electronic device applications (office automation devices, communications devices, audiovisual devices, home appliances, and measuring instruments).
Customers planning to use the product for applications other than those described above, or for applications that require high levels of reliability and safety, or applications where malfunction or misoperations poses a risk to human life or of bodily harm (aviation devices, aerospace devices, shipping devices, medical devices, and nuclear power control devices, etc.) should consult Stanley Electric Co., Ltd.'s helpdesk beforehand.
- 5) Products among those described in the data sheet to which the "Foreign Exchange and Foreign Trade Act" applies require authorization from the Japanese government if being shipped or taken out of Japan.
- 6) This data sheet may not be copied or reproduced either in whole or in part.
- 7) Acquire the latest version of this data sheet from the following address.
Website address: <http://www.stanley-components.com/jp>