

# 35W Constant Current (700mA) LED Driver




**IZC070-035F-0067C-SA**

## Technical Features:

- Constant current design
- Universal AC input / Full range
- Epoxy encapsulated with IP67 level
- Withstand 300VAC surge input for 5 seconds
- Protections: Short circuit / Over current / Over voltage
- Fully isolated plastic case
- Cooling by free air convection
- UL1310 Class 2 power unit, pass LPS
- 100% full load burn-in test
- Low cost, high reliability
- Suitable for LED lighting and moving sign applications



## Specification

LPS IP67  (for 48V only)  US (except for 48V) 

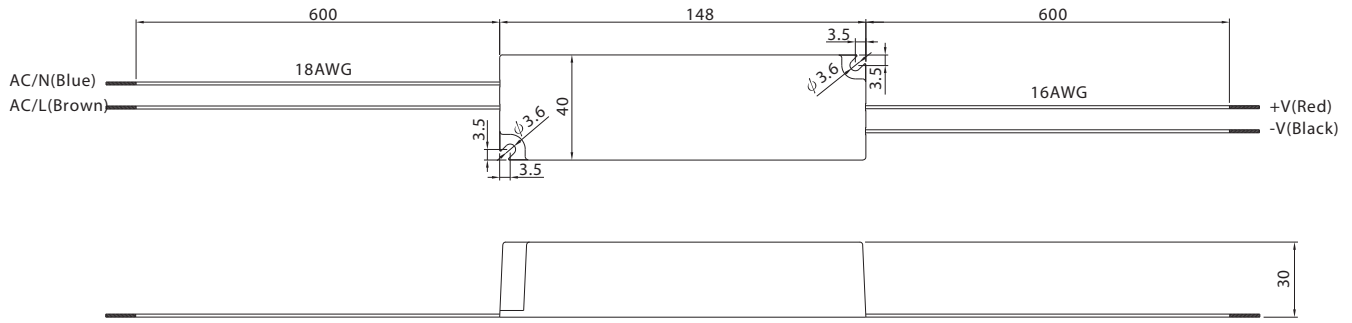
Model		IZC070-035F-0067C-SA
Output	RATED CURRENT	700mA
	DC VOLTAGE RANGE	9 - 48V
	RATED POWER	33.6W
	RIPPLE & NOISE (max.) Note.2	200mVp-p
	VOLTAGE TOLERANCE Note.3	±5.0%
	LINE REGULATION	±1.0%
	LOAD REGULATION	±2.0%
	SETUP, RISE TIME	500ms, 120ms/230VAC 500ms, 120ms/115VAC
	HOLD UP TIME (Typ.)	50ms/230VAC 16ms/115VAC at full load
Input	VOLTAGE RANGE	90 - 264VAC
	FREQUENCY RANGE	47-63Hz
	EFFICIENCY(Typ.)	85%
	AC CURRENT	1.1A/115VAC 0.7A/230VAC
	INRUSH CURRENT(max.)	Cold start 30A/115VAC 60A/230VAC
	LEAKAGE CURRENT	0.25mA/240VAC
Protection	CURRENT LIMIT (note 4)	±5% rated output power
		Protection type : Constant current limiting type
	OVER VOLTAGE	50.4 - 60V
		Protection type : Shut off o/p voltage, clamping by zener diode

Model		IZC070-035F-0067C-SA
Environment	WORKING TEMP.	-30 - 75 °C (Refer to output load derating curve)
	WORKING HUMIDITY	20 - 90% RH non-condensing
	STORAGE TEMP., HUMIDITY	-40 - +80 °C , 10 - 95% RH
	TEMP. COEFFICIENT	±0.03%/°C (0 - 50 °C )
	VIBRATION	10 - 500Hz, 2G 10min./1cycle, period for 60min. each along X, Y, Z axes
Safety & EMC (Note 5)	SAFETY STANDARDS	UL1310 Class 2, CAN/CSA C22.2 No. 223-M91 (except for 48V), IP67 approved, design refer to TUV EN60950-1, EN61347-2-13
	WITHSTAND VOLTAGE	I/P-O/P:3KVAC
	ISOLATION RESISTANCE	I/P-O/P:>100M Ohms / 500VDC / 25 °C / 70% RH
	EMI CONDUCTION & RADIATION	Compliance to EN55022 (CISPR22) Class B
	HARMONIC CURRENT	Compliance to EN61000-3-2
	EMS IMMUNITY	Compliance to EN61000-4-2,3,4,5,6,8,11; ENV50204, EN55024, Light industry level, criteria A
Others	MTBF	743.5K hrs min. MIL-HDBK-217F (25 °C)
	DIMENSION	148 * 40 * 30mm (L * W * H)

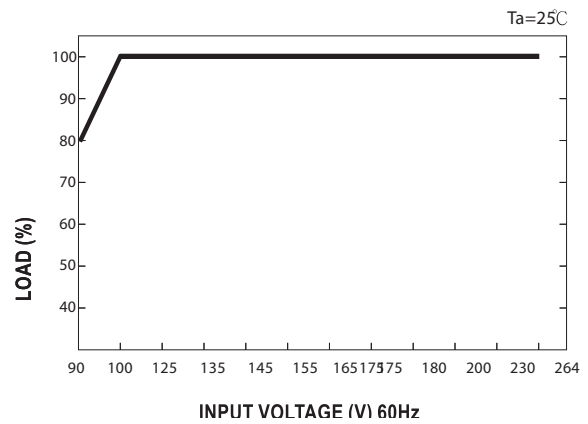
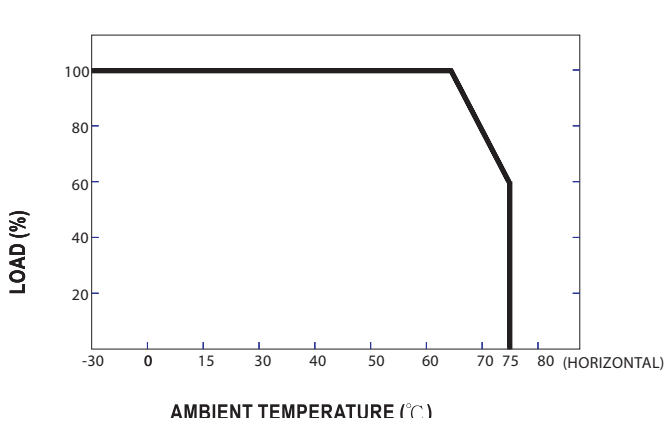
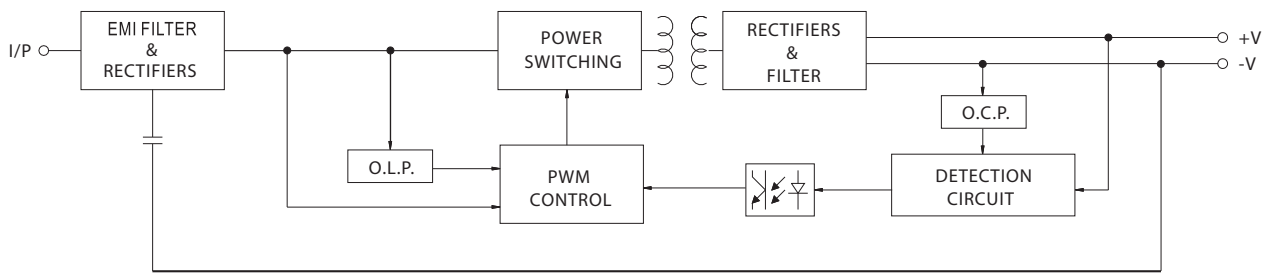
Notes:

1. All parameters NOT specially mentioned are measured at 230VAC input, rated load and 25 of ambient temperature.
2. Ripple & noise are measured at 20MHz of bandwidth by using a 12" twisted pair-wire terminated with a 0.1uf & 47uf parallel capacitor.
3. Tolerance : includes set up tolerance, line regulation and load regulation.
4. Derating may be needed under low input voltage. Please check the derating curve for more details.
5. The power supply is considered a component which will be installed a final equipment. The final equipment must be re-confirmed that it still meets EMC directives.
6. Length of set up time is measured at first cold start. Turning ON/OFF the power supply may lead to increase of the set up time.

**Mechanical Outline**



fosc: 60KHz



**For further information please contact ILS**

The values contained in this data sheet can change due to technical innovations. Any such changes will be made without separate notification.