


OSLUX® 1 PowerStar IR

ILH-IX01-81SL-SC201-WIR200.

Product Overview

At the heart of each PowerStar is an OSRAM IR OSLUX® Series LED(SFH 4780S). The SFH 4780S offers extremely high radiant intensity for its compact size. Despite the low height of 2.4 mm, developers have managed to achieve an emission angle of only +- 10 degrees. As a result, the IR LED achieves a record radiant intensity of typically 2900 mili watts per steradian (mW/sr) at an operating current of 1 amp (A). The small package with an integrated Lens allows superior, compact arrangements of very high power density. PowerStars are compact, powerful LED light sources built on aluminium substrates for optimal thermal management.



Available with 200mm wires as standard.

Applications

- Surveillance Systems
- IR Illumination for Cameras
- Machine Vision
- Night Vision Light
- Driver Assistance Systems
- Biometric Identification

Technical Features

- OSLUX® 1 PowerStar IR contain an OSRAM IR OSLUX® Series LED
- Up to 100,000 Hour lifetime to 70% of original brightness
- Mounting holes using M3 screws allows easy installation
- Size (L x W x H) : 20mm x 20mm x 4mm
- Suitable Heat Sinks available – check options in Heat Sink section
- Matching Power Supply available - check options in Power Supply section
- PowerStars can be linked together to produce longer chains
- Current range 0 to 500mA

*This datasheet should be read in conjunction with the relevant OSRAM Opto Semiconductors data on the LED used

Important Information and Precautions

- The PowerStars’s LED, when powered up, is very powerful although the light may appear off. IR is invisible to the human eye but, can still damage eyes. Thus it is advised that you do not look directly at it. Turn the PowerStar away from you and do not shine into the eyes of others.
- PowerStars will overheat in operation if not attached to a suitable Heat Sink. Overheating can cause failure or irreparable damage.
- Do not operate PowerStars with a Power Supply with unlimited current. Connection to constant voltage Power Supplies that are not current limited may cause the PowerStar to consume current above the specified maximum and cause failure or irreparable damage.
- PowerStars, when operated, can reach high temperatures thus there is risk of injury if they are touched.
- DO NOT TOUCH or PUSH on the LED as this can cause irreparable damage.
- DO NOT HOT PLUG ON LED SIDE OF POWER SUPPLY.

Product Options

ILS Part Number	IR centroid wavelength nm	Radiant Intensity* IF=1A, tp= 10 ms mW/sr	Forward voltage (IF= 0.5A, tp = 100 μs)	Radiance Angle	Relevant OSRAM IR Data Sheet
ILH-IX01-81SL-SC201-WIR200.	810nm	2900mW/sr Total Radiant Flux 680mW	3.3 volts	±10°	SFH 4780S

*Due to the special conditions of the manufacturing processes of LEDs, the typical data of technical parameters can only reflect statistical figures and do not necessarily correspond to the actual parameters of each single product which could differ from the typical data.

§ Tolerance +/- 10%

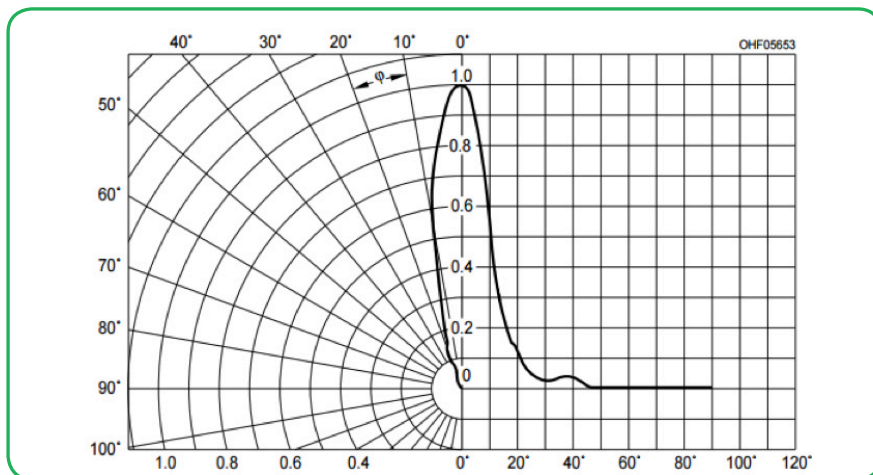
† Measured with 20mS 350mA pulse at 25 °c

Minimum and Maximum Ratings

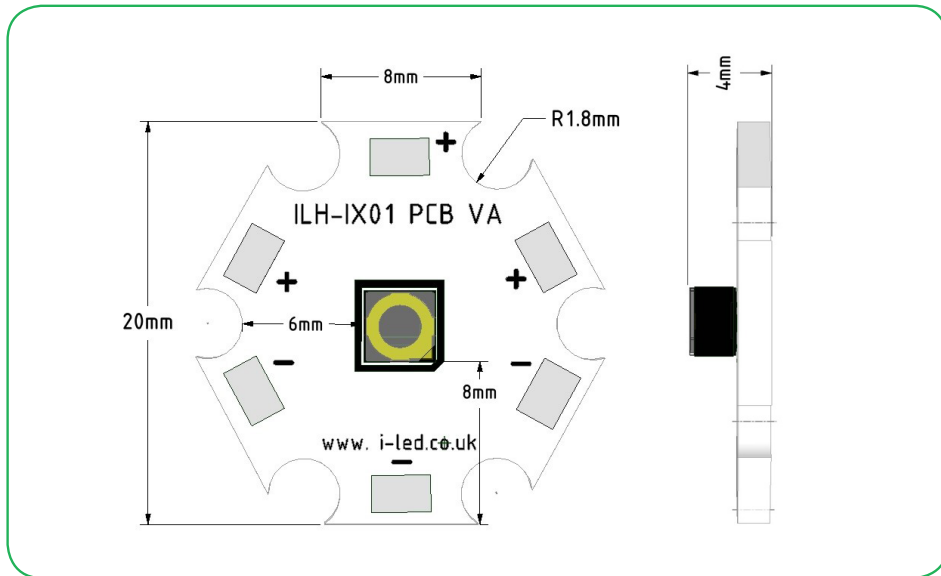
ILS Part Number	Operating Temperature at Tc-Point [°C] *	Storage Temperature [°C] *	Maximum Current per chip [mA] *	Surge Current per chip [mA] *	Reverse Voltage [Vdc] *
ILH-IX01-81SL-SC201-WIR200.	-40 ... 85 °C	-40°C to + 125°C	500mA	2000mA	not designed for reverse operation

*Exceeding maximum ratings for operating and storage temperature will reduce expected life time or destroy the LED module. Exceeding maximum ratings for operating voltage will cause hazardous overload and will likely destroy the LED module. The temperature of the LED module must be measured at the Tc-Point according to EN60598-1 in a thermally constant status with a temperature sensor or a temperature sensitive label.

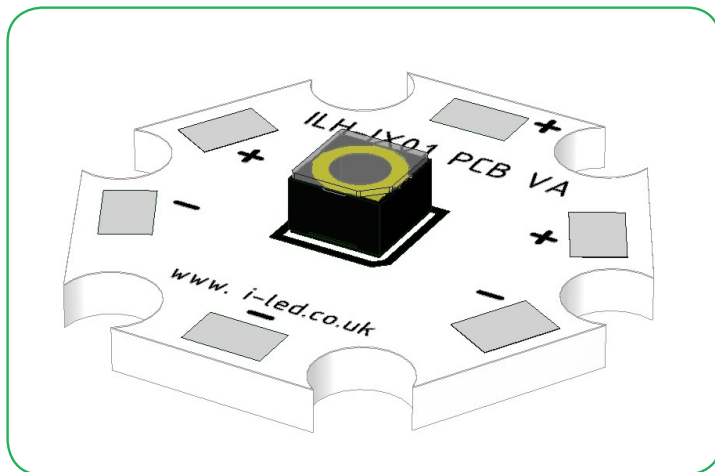
Radiation of single LED



Technical Drawing



3D Drawing



3D drawing files are available on request from ILS. Please call or email

OSLUX®1 IR PowerStars Lens and Reflector Options

LEDIL precision-engineered Lenses and Reflectors allow for rapid deployment of all types of light fixtures, including street lights, wall-wash, high-bay, sconces, emergency beacons, parking garage/low-bay, MR and AR downlights, and dock lights. Precision-engineered for maximum efficiency and durability, LEDIL Lenses and Reflectors are released alongside the latest product releases from our LED suppliers. You select the best LED for the application; choose LEDIL and you're selecting the best optical solution as well.

There are currently no Lenses and Reflectors for this product.



OSLUX® 1 IR PowerStar Heat Sink Options

ILS has a series of Aluminium Alloy Heat Sinks to be used with our standard range of PowerStars and PowerClusters. These Heat Sinks are supplied with fixing screws for the light engine and for fixing to a base plate. They also come with Thermal Interface Material (TIM) attached to the top surface. More versions will be introduced over the coming months and we are happy to manufacture custom Heat Sinks to your request.

	Operates under the recommended ILS junction temperature
	Operates under the recommended LED maximum junction temperature
	Not suitable for use
N/A	Heat Sink not designed for use with this product

ILS Product		No Heat Sink, in free air	ILA-HSINK-STAR-50X20MM.	ILA-HSINK-STAR-50X40MM.	A-HSINK-STAR-50X60MM.	A-HSINK-STAR-50X80MM.	ILA-HSINK-CLUSTER-70X70X55MM.	ILA-HSINK-CLUSTER-78X46X25MM
OSLUX® 1 PowerStar	350mA							
	700mA							
	1000mA							






OSLUX® 1 IR PowerStar Power Supply Options

ILS has a comprehensive range of standard Power Supplies. The table below shows the total number of ILS products each Power Supply can drive.

Additional Power Supplies are being introduced so please call us or check our website for the latest offering.

ILS Driver Part No.	Rating	Current	OSLUX® 1 IR PowerStar	
IZC015-005F-0067C-QA	5	150mA	7-10	
IZC035-005F-0067C-QA	5	350mA	1-3	
IZC035-008F-5065C-SA	8	350mA	1-10	
IZC035-012T-8000-SA	12	300mA	1-10	
IZC050-012T-8000-SA	12	500mA	1-7	
IZC035-035F-9067C-QA	35	350mA	12-24	

ILS Driver Part No.	Rating	Current	OSLUX® 1 IR PowerStar	
IZC045-040A-9266C-SA	40	450mA dim	9-26	
IZC050-060F-9067C-QA	60	500mA	12-33	
OT 9/200-240/350 DIM	9	350mA dim	1-7	

Thermal Interface Material Options

ILS have produced a range of high-performance, cost effective Thermal Interface Materials to match perfectly their standard products.

Our product fills the air pockets between the two surfaces, forming a continuous layer to conduct heat away from the LED to the Heat Sink.

ILS offer our TIM in three options – double sided adhesive, single sided adhesive and non-adhesive.

Product	Non Adhesive	Single Sided Adhesive	Double Sided Adhesive
Star	ILA-TIM-STAR-0A	ILA-TIM-STAR-1A	ILA-TIM-STAR-2A

Other sizes are available, including customised parts

Assembly Information

The mounting of the OSLUX® 1 IR PowerStar has to be on a metal Heat Sink.

In order to optimise the thermal management, the metal surface needs to be clean (dirt and oil free) and planar for the best contact with the LED module. A thermal grease or heat transfer material is highly recommended.

Safety Information

- The LED module itself and all its components must not be mechanically stressed.
- Assembly must not damage or destroy conducting paths on the circuit board.
- The mounting of the module is carried out by attaching it at the mounting holes. Metal mounting screws must be insulated with synthetic washers to prevent circuit board damage and possible short circuiting.
- To avoid mechanical damage to the connecting cables, the boards should be attached securely to the intended substrate. Heavy vibration should be avoided.
- Observe correct polarity!
- Depending on the product, incorrect polarity will lead to emission of Red or no light. The module can be destroyed!
- Pay attention to standard ESD precautions when installing the OSLUX® 1 IR PowerStars.
- The OSLUX® 1 IR PowerStars, as manufactured, have no conformal coating and therefore offer no inherent protection against corrosion.

- Damage by corrosion will not be accepted as a materials defect claim. It is the user's responsibility to provide suitable protection against corrosive agents such as moisture and condensation and other harmful elements.
- For outdoor usage, a housing is definitely required to protect the board against environmental influences. The design of the housing must correspond to the IP standards in the application. It is also the responsibility of the user to ensure any housings or modifications keep the Tc junction temperature to within stated ranges.
- To also ease the luminaire/installation approval, electronic control gear for LED or LED modules should carry the CE mark and be ENEC certified. In Europe the declarations of conformity must include the following standards: CE:EC 61374-2-13, EN 55015, IEC 61547 and IEC 61000-3-2 - ENEC: 61374-2-13 and IEC/EN 62384.
- Depending on the mode of operation, these devices emit highly concentrated, non visible, infrared light which can be hazardous to the human eye. Products which incorporate these devices have to follow the safety precautions given in IEC 60825-1 and IEC 62471.
- The evaluation of eye safety occurs according to the standard IEC 62471:2006 ("photobiological safety of lamps and lamp systems"). Within the risk grouping system of this CIE standard, the LED specified in this data sheet falls into the class "moderate risk" (exposure time 0.25s). Under real circumstances (for exposure time, eye pupils, observation distance), it is assumed that no endangerment to the eye exists from these devices. As a matter of principle, however, it should be mentioned that intense light sources have a high secondary exposure potential due to their blinding effect. As is also true when viewing other bright light sources (e.g. headlights), temporary reduction in visual acuity and afterimages can occur, leading to irritation, annoyance, visual impairment and even accidents, depending on the situation.

For further information please contact ILS

The values contained in this data sheet can change due to technical innovations. Any such changes will be made without separate notification.